




LV-PECL/ 3.3V/ 7.0×5.0mm



RoHS Compliant

Features

- High frequency to 800MHz
- Dual frequency selectable
- LV-PECL output
- Miniature ceramic package
- for WDM, Networking Applications

Table 1

Freq. Tol. Code	Tol. × 10 ⁻⁶	Operating Temperature Range (°C)	Note
G	±50	-40 to +85	Please contact us for available frequencies.

How to Order

KC7050G 622A644 P 3 G D 00
① ② ③ ④ ⑤ ⑥ ⑦

- ①Series
- ②Output Frequency/ Selection Frequency
- ③Output Type (LV-PECL)
- ④Supply Voltage (3.3V)
- ⑤Frequency Tolerance (See Table 1)
- ⑥Symmetry/ INH Function (45/ 55%, Disable)
- ⑦Individual Specification (STD Specification is "00")

Packaging (Tape & Reel 1000 pcs./ reel)

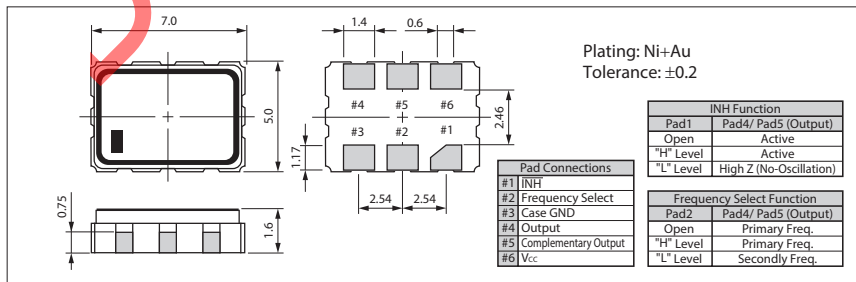
Specifications

Item	Symbol	Conditions	Min.	Max.	Unit
Output Frequency Range ^{Note1}	f1	Primary Output/ #2 "H"-Level or Open	10	800	MHz
	f2	Secondary Output/ #2 "L"-Level	10	800	MHz
Frequency Tolerance	f _{tol}	Initial tolerance, Operating temperature range, Rated power supply voltage change, Load change, Aging (1 year @25°C), Shock and vibration Temp.: -40 to +85°C	-50	+50	× 10 ⁻⁶
Storage Temperature Range	T _{stg}		-55	+125	°C
Operating Temperature Range	T _{use}		-40	+85	°C
Max. Supply Voltage	—		-0.5	+4.2	V
Supply Voltage	V _{cc}		+2.97	+3.63	V
Current Consumption	I _{cc}		—	100	mA
Symmetry	SYM	50ohm @crossing point	45	55	%
Rise/ Fall Time (20% to 80% Output Level)	Tr/ Tf	50ohm	—	0.4	ns
Low Level Output Voltage ^{Note2}	V _{OL}		—	V _{cc} -1.620	V
High Level Output Voltage ^{Note2}	V _{OH}		V _{cc} -1.025	—	V
Output Load	—	LV-PECL Output	—	50	ohm
Low Level Input Voltage	V _{IL}		—	30% V _{cc}	V
High Level Input Voltage	V _{IH}		70% V _{cc}	—	V
Start-up Time	t _{str}	@Minimum operating voltage to be 0 sec.	—	10	ms
Phase Jitter	J _{Phase}	@622.08MHz	BW : 12kHz to 20MHz		Typ. 3.0
			@10Hz offset		Typ. -40
Phase Noise	—	@622.08MHz	@100Hz offset		Typ. -70
			@1kHz offset		Typ. -95
			@10kHz offset		Typ. -105
			@100kHz offset		Typ. -105
			@1MHz offset		Typ. -125
			@10MHz offset		Typ. -135

Note : All electrical characteristics are defined at the maximum load and operating temperature range.
Note1: Please contact us for inquiry about operating temperature range, available frequencies and other conditions.
Note2: DC characteristic


Dimensions

(Unit: mm)



Recommended Land Pattern

(Unit: mm)



Clock Oscillators

